

Calculation of optical properties and macroscopic polarization with SIESTA

Daniel Sánchez-Portal


Centro de Física de Materiales, Centro Mixto CSIC-UPV/EHU, San Sebastián, Spain

Email: sqbsapod@sc.ehu.es

Efficient density-functional calculations with atomic orbitals: a hands-on tutorial on the SIESTA code

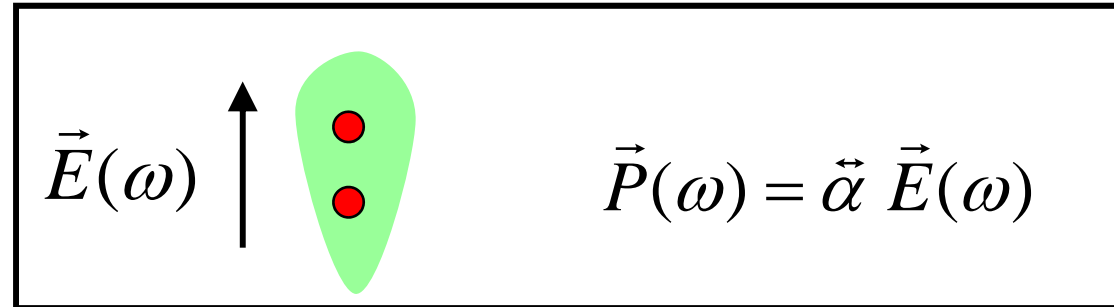
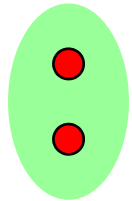
CECAM Tutorial

Lyon, June 18-22



Polarizability

Molecule



Exact many body wavefunctions and eigenvalues

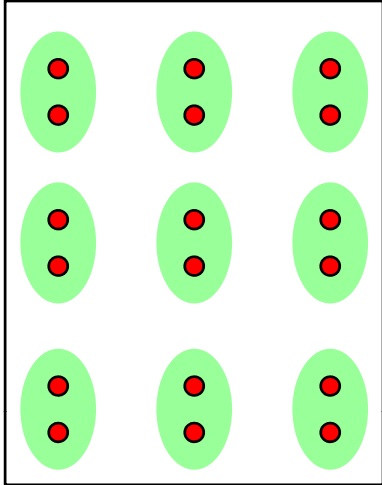
$$\text{Im}[\alpha_{\nu\mu}(\omega)] = \sum_i \langle \Psi_i | r_\nu | \Psi_0 \rangle \langle \Psi_0 | r_\mu | \Psi_i \rangle \delta(E_i - E_0 \pm \omega)$$

Approximation with Kohn-Sham orbitals and eigenvalues

$$\text{Im}[\alpha^0_{\nu\mu}(\omega)] = 2 \times$$

$$\sum_i \sum_j f_i (1 - f_j) \langle \Phi_i | r_\nu | \Phi_j \rangle \langle \Phi_j | r_\mu | \Phi_i \rangle \delta(\varepsilon_i - \varepsilon_j \pm \omega)$$

Dielectric function in solids



$$\text{Im}[\epsilon_{\nu\mu}(\omega)] \approx \frac{4\pi^2}{V_{mol}} \text{Im}[\alpha_{\nu\mu}(\omega)]$$

Without local field corrections

Unfortunately there is no way to apply this formula to a solid

**Position operator is ill-defined
for extended wavefunctions**

$$\langle e^{i\vec{k}\cdot\vec{r}} | \vec{r} | e^{i\vec{k}\cdot\vec{r}} \rangle = ?$$

Momentum formulation

$$\hat{H} = -\frac{1}{2}\nabla^2 + V(\vec{r}) \quad \rightarrow \quad [\hat{r}, \hat{H}] = -i\hat{p} = \vec{\nabla}$$

$$\langle \Phi_i | [\hat{r}, \hat{H}] | \Phi_j \rangle = \langle \Phi_i | \vec{\nabla} | \Phi_j \rangle$$

$$\langle \Phi_i | [\hat{r}, \hat{H}] | \Phi_j \rangle = \langle \Phi_i | \vec{r} | \Phi_j \rangle (\varepsilon_j - \varepsilon_i) = \langle \Phi_i | \vec{\nabla} | \Phi_j \rangle$$

$$\text{Im}[\varepsilon^0(\vec{n}, \omega)] = 2 \times \frac{4\pi^2}{V_{\text{cell}}} \int dk^3 \sum_i \sum_j f_i (1 - f_j) \frac{|\langle \Phi_i(\vec{k}) | \vec{\nabla} \cdot \vec{n} | \Phi_j(\vec{k}) \rangle|^2}{(\varepsilon_j - \varepsilon_i)^2} \delta(\varepsilon_i - \varepsilon_j \pm \omega)$$

A word of caution for non-local potentials

$$\hat{H} = -\frac{1}{2}\nabla^2 + V(\vec{r}) + |\chi\rangle\langle\chi|$$



$$[\hat{r}, \hat{H}] = \vec{\nabla} + [\hat{r}, V_{NL}]$$

$$\langle\Phi_i|\vec{r}|\Phi_j\rangle(\varepsilon_j - \varepsilon_i) = \langle\Phi_i|\vec{\nabla}|\Phi_j\rangle +$$
$$\langle\Phi_i|\vec{r}|\chi\rangle\langle\chi|\Phi_j\rangle - \langle\Phi_i|\chi\rangle\langle\chi|\vec{r}|\Phi_j\rangle$$

No problem: localized objects

Thomas-Reiche-Kuhn or f-sum rule

$$\int d\omega \omega \operatorname{Im}[\varepsilon(\omega)] = 2\pi^2 N_{val}$$

Drude term for metals ($\omega \rightarrow 0$)

$$\varepsilon_{\nu\mu}(\omega \rightarrow 0) = 1 - \frac{4\pi i}{\omega} \sigma_{\nu\mu}^{Drude}(\omega)$$

$$\sigma_{\nu\mu}^{Drude}(\omega) = \frac{\sigma_{\nu\mu}^{dc}}{1 - i\omega\tau_{eff}}$$

$$\sigma_{\nu\mu}^{dc} = 2 \times \tau_{eff} \sum_i \int dk^3 v_{\nu}^i(\vec{k}) v_{\mu}^i(\vec{k}) \delta(\varepsilon_i(\vec{k}) - \varepsilon_F)$$

$$v_{\nu}^i(\vec{k}) = \langle \Phi_i(\vec{k}) | \dot{x}_{\nu} | \Phi_i(\vec{k}) \rangle$$

Parameters and input

OpticalCalculation : default `.false.`, set to `.true.`

Optical.NumberOfBands : all of them used if not specified

%block Optical.Mesh

n_1 n_2 n_3

%endblock Optical.Mesh

Optical.Broaden: small “artificial” broadening, 0.X eV

Optical.PolarizationType: *polarized, unpolarized, polycrystal*

%block Optical.Vector

E_x E_y E_z

%endblock Optical.Vector

Either E , electric field
or k , propagation vector

Optical Vector

Polarized: \vec{E}

Unpolarized: $\vec{k} \longleftrightarrow \vec{k} \perp \vec{E}$

Polycrystal: Average over three spatial directions

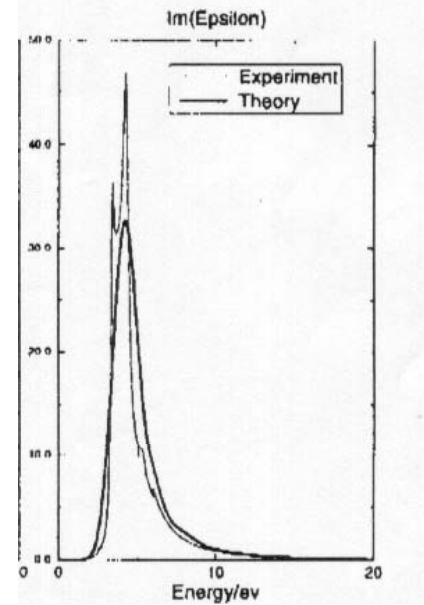
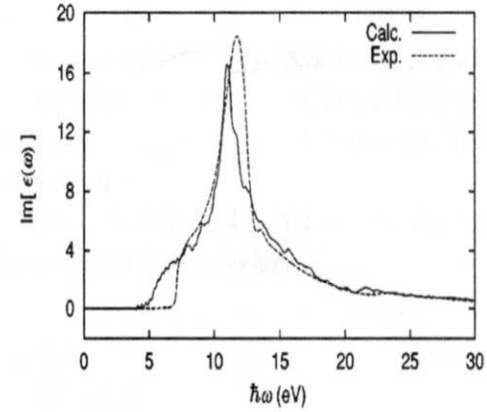
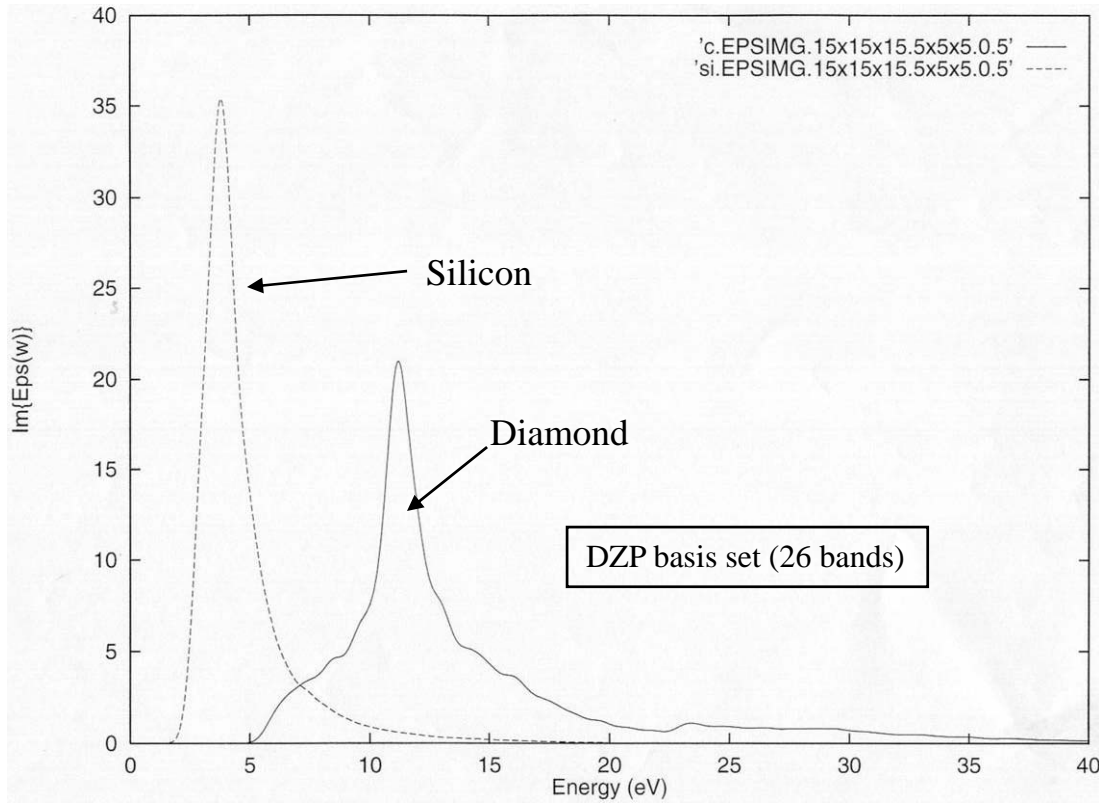
What is left out in this approach

- *Classical collective modes (plasmons). They can be included at the RPA level. Important at low energies for small systems, not that much for bulk.
- *Excitonic effects (electron-hole interaction). Quite hard to include
- *Spectrum beyond Kohn-Sham approx.
At the moment just the “scissor operator” to correct excitation energies.

Diamond and Silicon

SIESTA

G.F. Bertsch *et al.* Phys.Rev. B 62, 7998 (2000).



PW, CASTEP

Polarized Absorption Spectra of Single-Walled 4 Å Carbon Nanotubes Aligned in Channels of an AlPO_4 -5 Single Crystal

Z. M. Li,¹ Z. K. Tang,^{1,*} H. J. Liu,¹ N. Wang,¹ C. T. Chan,¹ R. Saito,² S. Okada,³ G. D. Li,⁴ J. S. Chen,⁴
N. Nagasawa,⁵ and S. Tsuda⁵

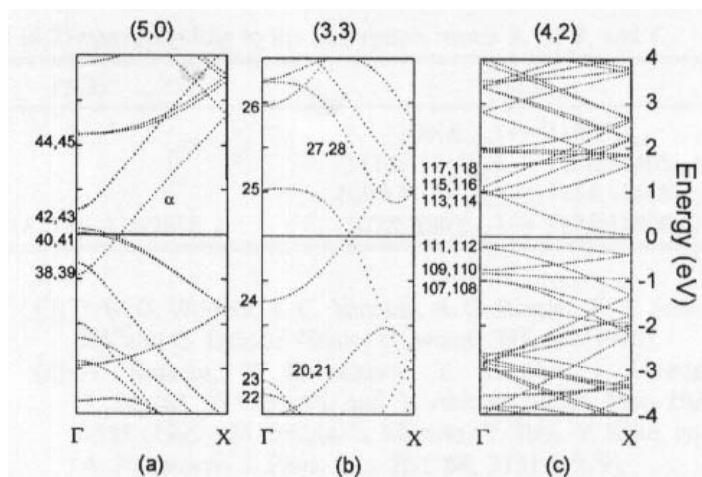
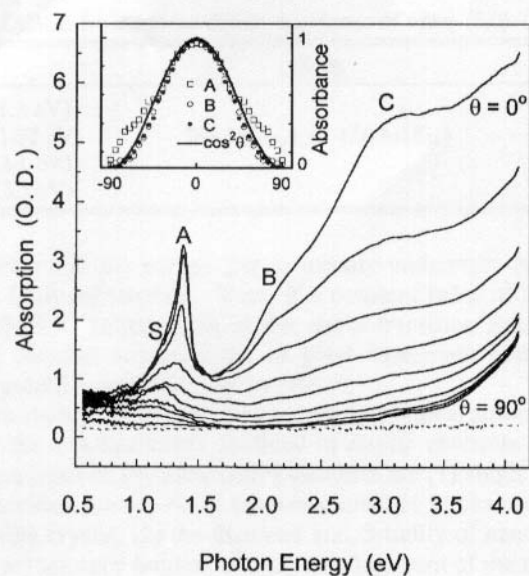
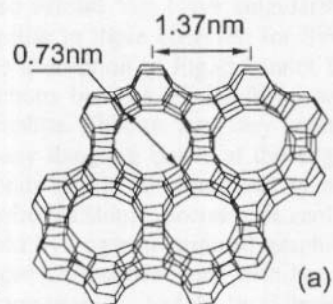


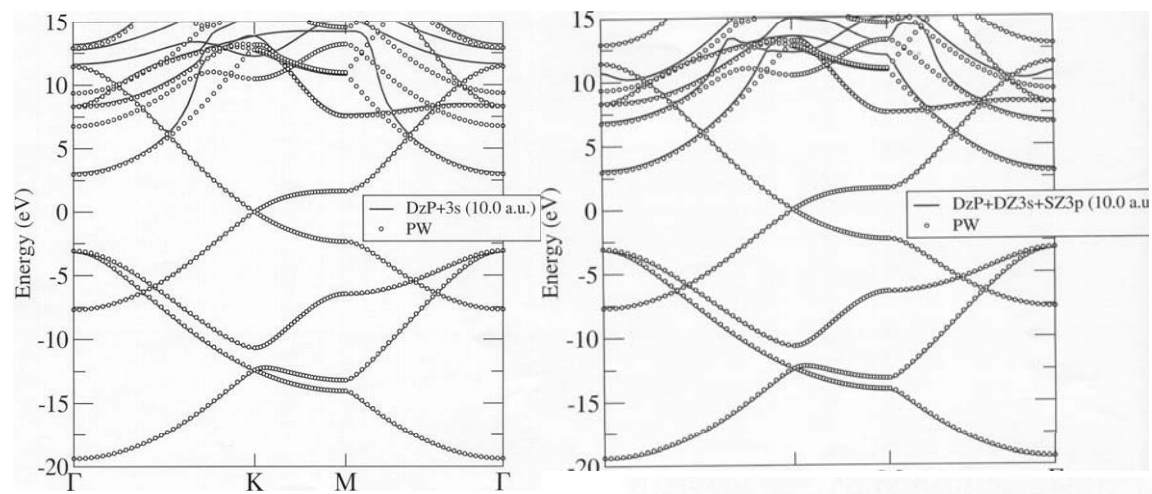
TABLE I. Allowed dipole transitions of tubes (5,0), (3,3), and (4,2) corresponding to the absorption bands *S*, *A*, *B*, and *C*.

	(5,0)	(3,3)	(4,2)
<i>S</i> (1.2 eV)			$109(E_{10g}) \rightarrow 115(E_{10u})$
<i>A</i> (1.37 eV)	$38\&39(E_{1g}) \rightarrow 42\&43(E_{1u})$		$111\&112(E_{9g}) \rightarrow 113\&114(E_{9u})$
<i>B</i> (2.1 eV)			$109\&110(E_{10g}) \rightarrow 115\&116(E_{10u})$
<i>C</i> (3.1 eV)		$20\&21(E_g) \rightarrow 27\&28(E_u)$	$107\&108(E_{3g}) \rightarrow 117\&118(E_{3u})$

Optical response of 4-Å diameter SWCNT with SIESTA

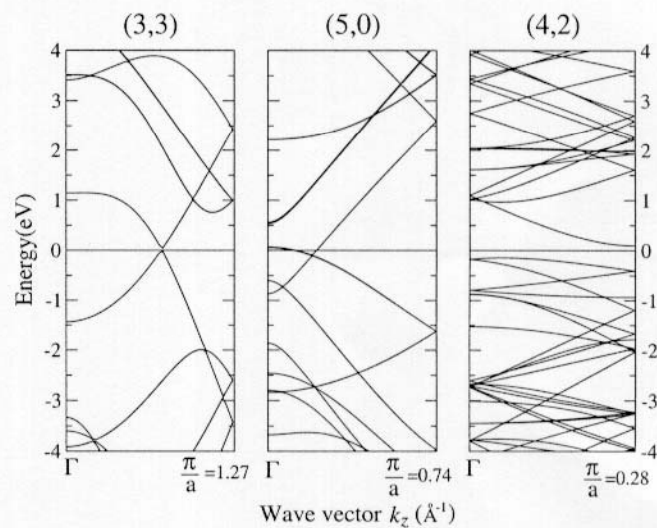
Testing the accuracy of SIESTA band structures on graphene:

- Including a diffuse 3s orbital we have perfect with PW up to 6 eV
- Adding an additional 3p shell the agreement is extended to 10-12 eV

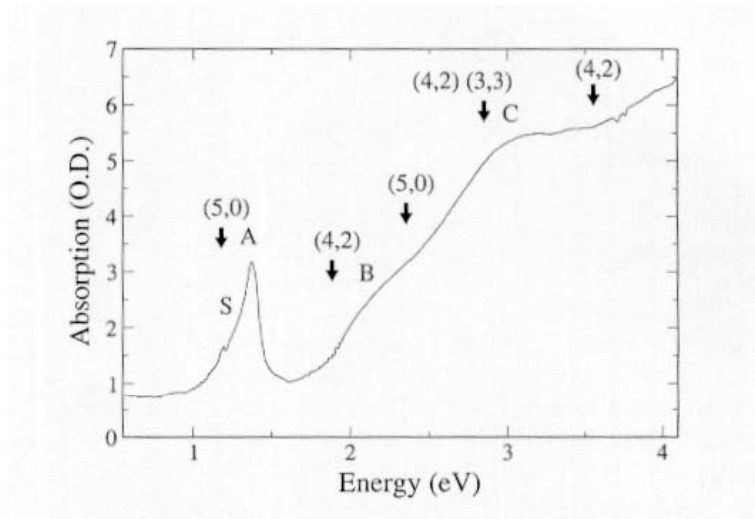
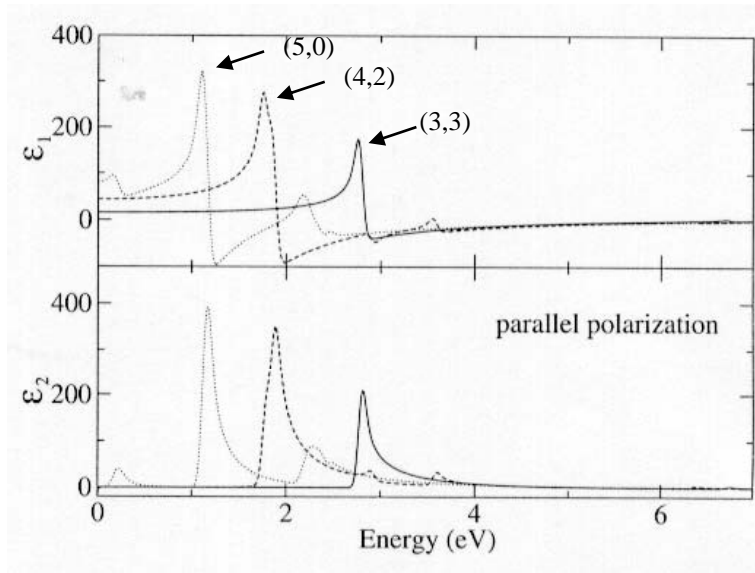


In fact, ...

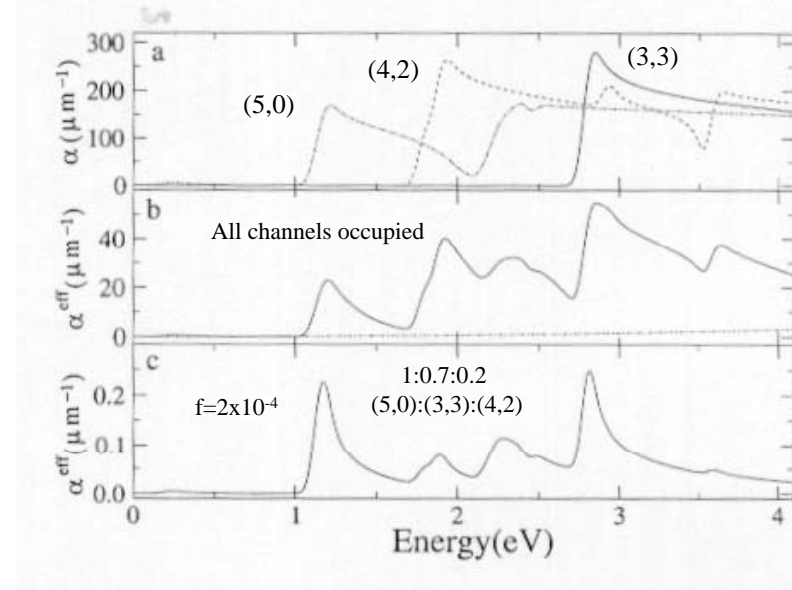
Our band structures for the 4-Å are in very nice agreement with the PW calculations of Li *et al.*



Optical response of 4-Å diameter SWCNT with SIESTA (cont.)



$$\epsilon_{\text{eff}}(\omega) = \frac{f[\epsilon_{(3,3)} + \epsilon_{(5,0)} + \epsilon_{(4,2)}]}{3} + (1-f)\epsilon_{\text{zeol}}$$



Exp ¹	(3,3)	(5,0)	(4,2)
(S) 1.2			
(A) 1.37		1.2	
(B) 2.1		2.4	1.9
(C) 3.1	2.9		3.0-3.6

TABLE II: Energies in eV of the experimental and calculated optical absorption maxima of the SWNT containing zeolite. The calculated values are aligned to the corresponding experimental peaks.